



Weatherproof Series

- **Receptacle, plug, cable connecting plug**
- **Locking** : Coupling of the plug is provided by a knurled ring which screws on to the threaded shell of the receptacle.
- **Protection** : IP 65.
- **Contacts** : 3 to 52 contacts Ø 2mm, Ø 3mm and or Ø 4mm, with soldering contacts.
- **Max current rating** : 15A Ø 2mm, 35A Ø 3mm, 50A Ø 4mm , in consideration of the number of contacts carrying the current, their diameters, and the temperature increase which is permissible.
- **Contact resistance between pin and socket** : <0.0015 Ω Ø 2mm, <0.0010 Ω Ø 3mm, <0.0007 Ω Ø 4mm

- **Flashover voltage between adjacent contacts** : >2500 V A.C.
- **Flashover voltage between contacts closest to shell and shell** : >1500 V A.C., (>2000 V A.C. 4contacts Ø 4mm)
- **Insulation resistance** : >5000 MΩ
- **Operating temperature range** : - 40°C to +100°C (500 hours at +125°C).
- **Raw material** : male and female contacts : Brass with silver finish. body: light metal alloy with nickel finish.
- **Max, wire cross section area** : 1,34 mm² Ø 2mm - 3,18 mm² Ø 3mm - 5,26 mm² Ø 4mm.



Part numbers : Pin insert receptacles, socket insert plugs and cable connecting plugs, pin insert

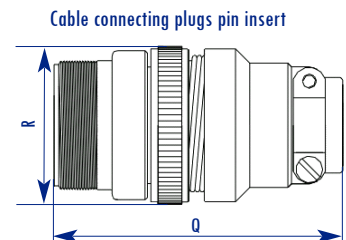
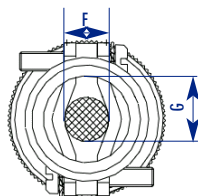
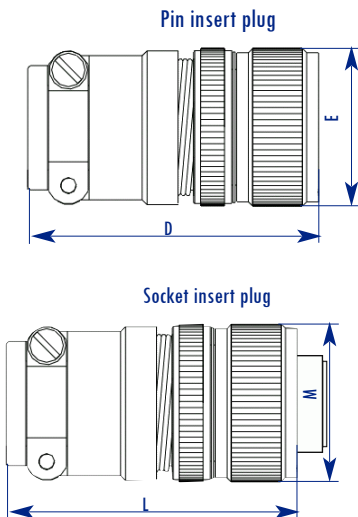
Shell size	Number of contacts	Ø contacts			circular flanged male receptacle**	Square flanged male receptacle	Female Straight plug with small dia. cable-clamp	Male cable connecting plug with small dia. cable-clamp	Cable dia. for cable-clamp		Female straight plug with large dia. cable-clamp	Male cable connecting plug with large dia. cable-clamp	Cable dia. for cable-clamp	
		Ø2	Ø3	Ø4					mini.	max.			mini.	max.
1	3	1	2		536 753 006	038 351 006	532 401 006	532 481 006	7	10	532 411 006	532 471 006	9	12
1	4	4			536 754 006	043 082 006	532 402 006	532 482 006	7	10	532 412 006	532 472 006	9	12
1	6	6			536 756 006	038 355 006	532 403 006	532 483 006	7	10	532 413 006	532 473 006	9	12
2	4*			4	-	533 763 006	-	-			530 773 006	530 776 006	12,5	17
2	8	6	2		536 758 006	038 356 006	532 404 006	532 484 006	9	13,5	532 414 006	532 474 006	12,5	17
2	12	12			536 762 006	038 359 006	532 405 006	532 485 006	9	13,5	532 415 006	532 475 006	12,5	17
3	17	15	2		536 117 006	038 322 006	532 406 006	532 486 006	12,5	17	532 416 006	532 476 006	16	23
4	25	23	2		536 125 006	042 986 006	532 407 006	532 487 006	12,5	17	532 417 006	532 477 006	16	23
5	35	33	2		536 135 006	043 001 006	532 408 006	532 488 006	16	23	532 418 006	532 478 006	22	32
5	52	52			533 706 006	533 703 006	530 713 006	530 717 006	16	23	530 714 006	530 718 006	22	32

Part numbers : Socket insert receptacles, pin insert plugs

Shell size	Number of contacts	Ø contacts			Square flanged female receptacle	Male Straight plug with small dia. cable-clamp	Cable dia. for cable-clamp		Male straight plug with large dia. cable-clamp	Cable dia. for cable-clamp		Protection caps receptacle	Protection cap pin insert plug	Protection cap socket insert plug
		Ø2	Ø3	Ø4			mini.	max.		mini.	max.			
1	3	1	2		536 603 006	532 431 006	7	10	532 441 006	9	12	536 910 006	532 280 006	532 270 006
1	4	4			536 604 006	532 432 006	7	10	532 442 006	9	12	536 910 006	532 280 006	532 270 006
1	6	6			536 606 006	532 433 006	7	10	532 443 006	9	12	536 910 006	532 280 006	532 270 006
2	4*			4	533 760 006	-	-	530 770 006	12,5	17	536 911 006	532 281 006	532 271 006	
2	8	6	2		536 608 006	532 434 006	9	13,5	532 444 006	12,5	17	536 911 006	532 281 006	532 271 006
2	12	12			536 612 006	532 435 006	9	13,5	532 445 006	12,5	17	536 911 006	532 281 006	532 271 006
3	17	15	2		536 617 006	532 436 006	12,5	17	532 446 006	16	23	536 912 006	532 262 206	532 262 206
4	25	23	2		536 625 006	532 437 006	12,5	17	532 447 006	16	23	536 913 006	532 268 206	532 268 206
5	35	33	2		536 635 006	532 438 006	16	23	532 448 006	22	32	536 914 006	532 269 206	532 269 206
5	52	52			533 700 006	530 710 006	16	23	530 711 006	22	32	536 914 006	532 269 206	532 269 206

- Gaskets for receptacle : "shell size 1" 536 945 006 - "shell size 2" 536 946 006 - "shell size 3" 536 947 006
- Rubber sealing grommets are available for use with these different types of adaptor ; delivered with all connectors, their use is compulsory with plugs.
- *The contact No.4 of the receptacle Part No.533 760 006 and that of the cable connecting plug Part No.530 753 006, establishing an electrical liaison before the three other contacts and breaking it after they are uncoupled, can be used for earthing purposes.
- Other accessories : Screw type adapters for uncovered or covered flexible conduit - proofing accessories.
- Both front and back of plug and receptacle inserts have numbers for easy contact identification.

Dimensions :



Shell size	Nb of cts	Mated assembly			Pin insert plug				Mated assembly				Socket insert plug				Cable connecting plugs pin insert				
		A	B	C	D	E	F	G	H	J	K	L	M	F	G	Q	R	F	G		
1	3-4-6	58,5	69,5	4	52	31	7	10	55	67	4	52,5	31	7	10	53	25,5	7	10	serre-câble petite sortie	
2	8-12	66,5	77,5	4	59,5	39	9	13,5	61,5	73,5	4	59	39	9	13,5	61	32,5	9	13,5		
3	17	76,5	87	4	69,5	51	12,5	17	70	81	4	66,5	51	12,5	17	69	43,5	12,5	17		
4	25	81,5	93	4	75,5	58	12,5	17	75	86	4	71,5	58	12,5	17	73	50	12,5	17		
5	35-52	87	96,5	4	79	64	16	23	77	88	4	73,5	64	16	23	78,5	56,5	16	23		
1	3-4-6	60,5	69,5	4	53,5	31	9	12	56	68	4	53,5	31	9	12	54	25,5	9	12	serre-câble grande sortie	
2	8-12	68,5	78,5	4	61,5	39	12,5	17	63,5	75,5	4	61	39	12,5	17	63	32,5	12,5	17		
3	17	78,5	90	4	72,5	51	16	23	73	84	4	69,5	51	16	23	72	43,5	16	23		
4	25	87,5	95,5	4	78	58	16	23	79	90	4	75,5	58	16	23	77	50	16	23		
5	35-52	91	100,5	4	83	64	22	32	81	92	4	77,5	64	22	32	82,5	58,5	22	32		